


Truck-mounted concrete pump

BSF 36.14H

Output up to 140³/h
Delivery Pressure up to 112 bar



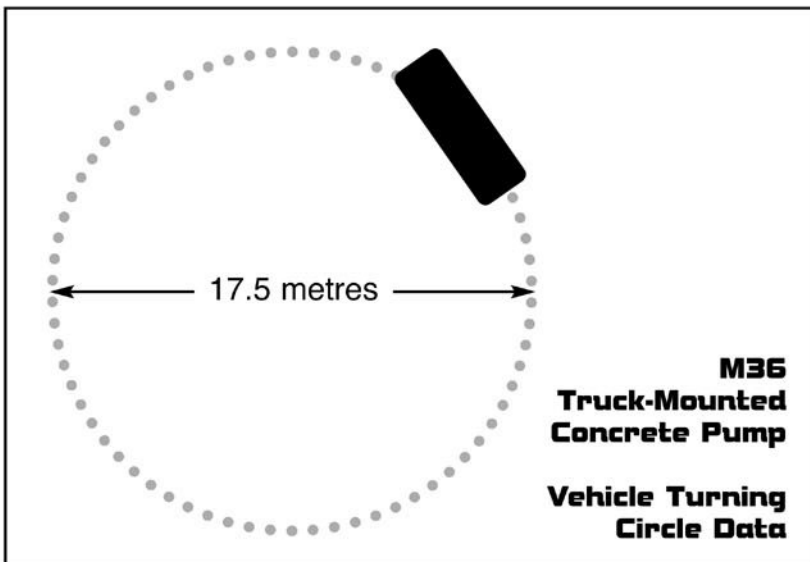
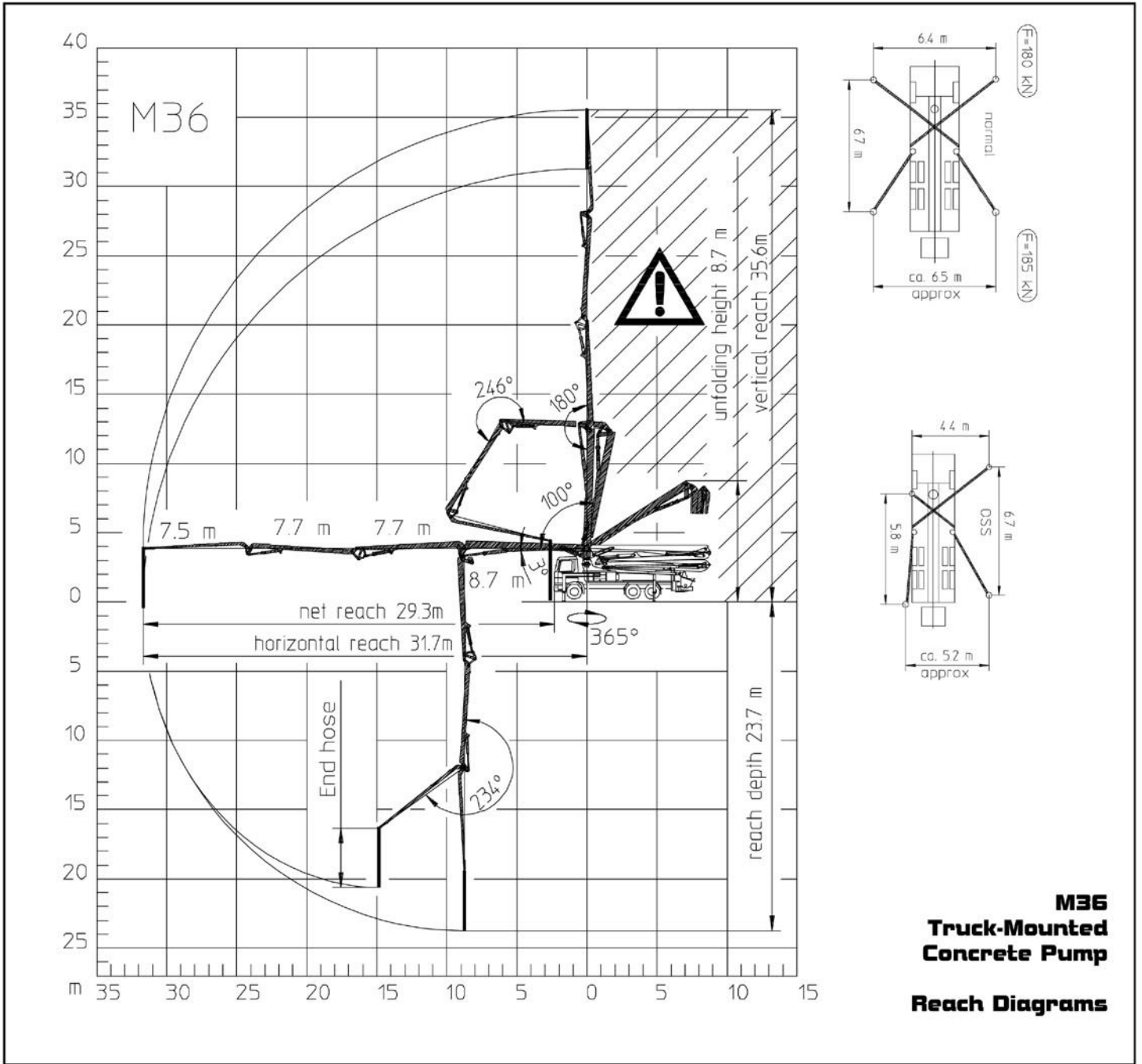
Technical Data

Boom M 36			
Reach height	m	35.6	
Horizontal reach	gross	m	31.7
	net	m	29.3
Reach depth max.	m	23.7	
Unfolding height	m	8.7	
Number of arms	4		
Folding system	Z-fold (Z)		
Delivery line	DN 125 – 5 ½ "		

Pump		BSF	.14 H
Rod side	Output	m ³ /h	140
	Delivery pressure	bar	70
Piston side	Output	m ³ /h	88
	Delivery pressure	bar	112
Delivery cylinder		∅ mm	230
Stroke		mm	2100

Decibel rating 117dB / 114dB
CE Conformity prEN 12001

M36 Truck-Mounted Concrete Pump



Head Office. Brooks Lane, Middlewich, Cheshire CW10 0JQ

Tel: **01606 833333** Fax: **01606 836027**

Email: pumping@pochins.plc.uk

Web Site: www.pochins.co.uk